




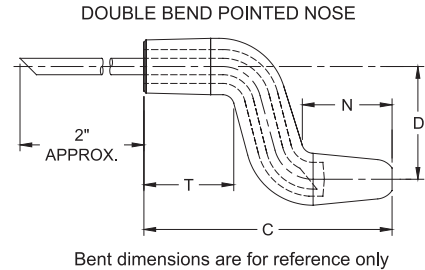
# DOUBLE BEND ELECTRODES

Phone: 888-654-9353 Fax: 937-253-2324 Production Engineering Sales Co.

Offset D	Taper Size	Nose End N	Taper End T	Dome, Pointed & Flat, O.A.L. C	Pointed Nose Part No.
1/2	4 RW	3/4	7/8	2	321-0832-23
		3/4	7/8	2-1/2	321-0840-23
	2	7/8	3-1/4	321-0852-93	
	5 RW	1	1	2-1/2	322-0840-44
1		1	2-3/4	322-0844-44	
1		1	3-1/4	322-0852-44	
2		1	3-1/2	322-0856-94	
3/4	4 RW	3/4	7/8	2	321-1232-23
		3/4	7/8	2-1/2	321-1240-23
	2	7/8	3-1/2	321-1256-93	
	5 RW	1	1	2-3/4	322-1244-44
1		1	3	322-1248-44	
2		1	3-1/2	322-1256-94	
1		4 RW	3/4	7/8	2-1/4
	3/4		7/8	2-3/4	321-1644-23
	1-3/4	7/8	3-1/4	321-1652-83	
	3/4	7/8	3-1/2	321-1656-23	
5 RW	1	1	2-3/4	322-1644-44	
	1	1	3	322-1648-44	
	1	1	3-1/2	322-1656-44	
	1-3/4	1	3-1/2	322-1656-84	
1-1/4	4 RW	3/4	7/8	2-1/2	321-2040-23
		3/4	7/8	3	321-2048-23
	1-1/2	7/8	3	321-2048-73	
	5 RW	1	1	2-3/4	322-2044-44
1		1	3-1/4	322-2052-44	
1		1	3-1/2	322-2056-44	
1-1/2		1	3-1/2	322-2056-74	
1-3/4	1	3-1/2	322-2056-84		
1-1/2	5 RW	1	1	2-3/4	322-2444-44
		1-1/4	1	3	322-2448-64
1-3/4	5 RW	1	1	2-3/4	322-2844-44
		1-1/4	1	3	322-2848-64

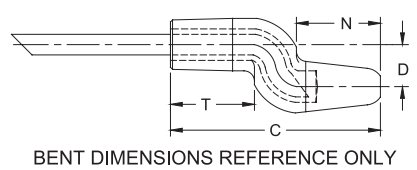
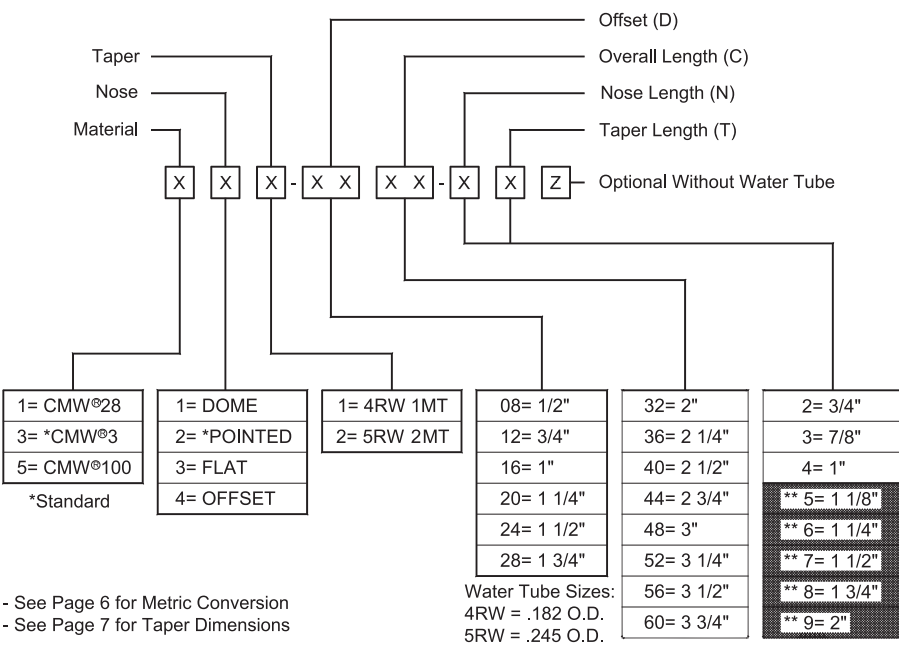
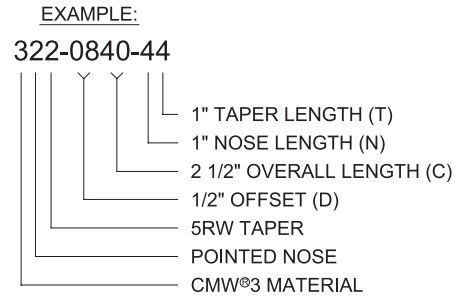
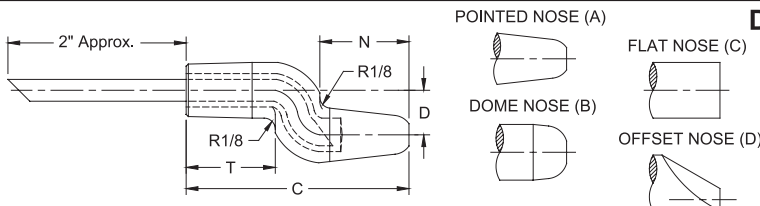
## DOUBLE BEND ELECTRODES

CMW double bend electrodes are cold formed from full hard straight electrodes, and have properties superior to those obtainable by casting or hot forging methods. Cooling tubes, unless otherwise specified are bent in place to provide coolant flow near the welding face as in the case of straight electrodes. These extra values assure you of longer electrode life, longer runs between dressings, and highest weld quality. CMW®3 material is standard for these electrodes. CMW®28, CMW®100, available on special order.



Water Tube Sizes:  
4RW = .182 O.D.  
5RW = .245 O.D.

## DOUBLE BEND ELECTRODE CODING SYSTEM



\*\*May not be a stock item

Standard 4RW nose length = 3/4"

Standard 4RW taper length = 7/8"

Standard 5RW nose & taper length = 1"

- See Page 6 for Metric Conversion  
- See Page 7 for Taper Dimensions