

The CMW GCAP® electrode is the answer to welding galvanized steels. The GCAP's® revolutionary design, and precision manufacturing from CMW Engineering provides for no sticking from the very first weld. GCAP® electrode nuggets meet or exceed industry standards for high quality welds from the first weld through the life of the cap. This cap design made from R.W.M.A. class 2 material eliminates brass build-up by literally rolling the brass away. You will use













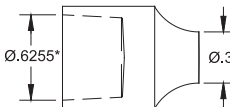
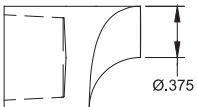


less electric power (up to 25% less) and still achieve superior welds due to GCAP® design. Productivity will increase with up to 10 times more welds without dressing.

For best use of CMW GCAPS®, a stepper program is recommended. Consult CMW application engineering.
U.S. Patent 49,954,687; 5,015,816; 5,126,528.
Other patents pending.

CMW FEMALE GCAP® ELECTRODES

ALL DIMENSIONS MARKED WITH AN (*) ARE COMMON TO EACH CAP IN A HORIZONTAL LINE.





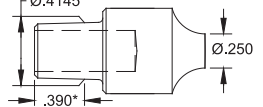
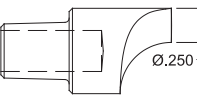
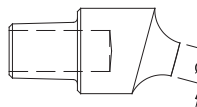
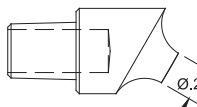
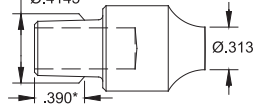
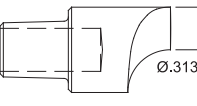
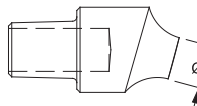
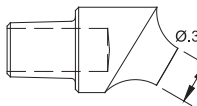
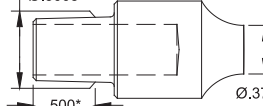
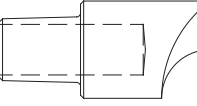
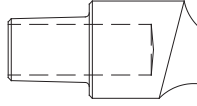
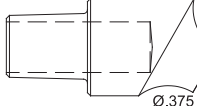
- See pages 12 for Shanks
- See page 70 for suggested weld schedules

	STRAIGHT	OFFSET	OFFSET 15°	OFFSET 30°
Cap Taper RW #4 Diameter .500* Length .840* RWMA Class 2	 MPG244	 MPGD244	 MPGD244-1501	 MPGD244-3001
Cap Taper RW #5 Diameter .625* Length .880* RWMA Class 2	 MPG254	 MPGD254	 MPGD254-1501	 MPGD254-3001
Cap Taper RW #5 Diameter .625* Length .880* RWMA Class 2	 MPG255	 MPGD255	 MPGD255-1501	 MPGD255-3001
Cap Taper RW #6 Diameter .750* Length 1.000* RWMA Class 2	 MPG266	 MPGD266	 MPGD266-1501	 MPGD266-3001

CMW MALE GCAP® ELECTRODES

ALL DIMENSIONS MARKED WITH AN (*) ARE COMMON TO EACH CAP IN A HORIZONTAL LINE.

- See pages 13 for Shanks
- See page 70 for suggested weld schedules

	STRAIGHT	OFFSET	OFFSET 15°	OFFSET 30°
Cap Taper RW #4 Diameter .500* Length 1.125* RWMA Class 2	 MG244	 MGD244	 MGD244-1501	 MGD244-3001
Cap Taper RW #5 Diameter .625* Length 1.250* RWMA Class 2	 MG254	 MGD254	 MGD254-1501	 MGD254-3001
Cap Taper RW #5 Diameter .625* Length 1.250* RWMA Class 2	 MG255	 MGD255	 MGD255-1501	 MGD255-3001
Cap Taper RW #6 Diameter .750* Length 1.625* RWMA Class 2	 MG266	 MGD266	 MGD266-1501	 MGD266-3001